



**ANNUAL REPORT:
CITY OF ALBUQUERQUE EARLY HEAD START**

July 1, 2021 to June 30, 2022

Division of Child & Family Development



CITY of ALBUQUERQUE



City of Albuquerque Early Head Start

Who Are We

Albuquerque, abbreviated as ABQ, is the most populous city in the State of New Mexico and is the state's primary economic and business hub. The city's nicknames are The Duke City and Burque, both of which references its founding by Nuevo Mexico Governor Francisco Cuervo y aldés as la illa de Albuquerque.

The City of Albuquerque' Early Head Start is a program under the Division of Child Family Development within the Department of Family and Community Services. It is the mission of the Department of Family and Community Services to provides quality health and social services, housing, recreation and education to improve the quality of life for the entire Albuquerque Community.

The City of Albuquerque Early Head Start Program provides comprehensive services to families, pregnant women, and children ages birth to three.



Who We Serve

The COA Early Head Start serve families and children across Bernalillo County. The services provided are delivered to expectant women and children and their families from birth to age three. The COA offers Early Head Start early care and early learning services in the center-based setting, as well as high quality early learning and early care, support driven services to expectant women and families with young children in the home-based setting using the coaching model. In total, across Bernalillo County, The City of Albuquerque enrolled eligible children and pregnant mothers.



2021-2022	EHS Center- Based	EHS Home-Based	Total
Funded Enrollment	104	24	128

Enrollment

In FY2022, as a result of COVID-19, we continued to see an increase in the decline of enrollments in both Center-Based and Home-Based program options which continued over the duration of the fiscal year.

A causal analysis for the under-enrollment identified parent concerns relating to the COVID-19 pandemic and parents who lost their employment during the pandemic, choosing to keep their children home. The challenge that the aforementioned factors presented was, when children aged out of services, filling the vacant slots became increasingly difficult.

The table below illustrates the monthly and total enrollment for 2021-2022.



Month	Funded Enrollment	Actual Enrollment	% of Funded Enrollment
July 2021	128	73	57%
August 2021	128	73	57%
September 2021	128	70	55%
October 2021	128	70	55%
November 2021	128	73	57%
December 2021	128	71	55%
January 2022	128	70	55%
February 2022	128	71	55%
March 2022	128	70	55%
April 2022	128	71	55%
May 2022	128	70	55%
June 2022	128	69	54%

* Early Head Start began seeing an impact to enrollment as a result of COVID-19 in FY20 April 2020 through the remainder of the FY22 program year.

** The City of Albuquerque had (2) EHS sites closed FY22 for construction Trumbull EHS and Singing Arrow EHS. Between the two locations there were (32) slots that could not be filled, as a result the under-enrollment variance was adversely impacted.

Race & Ethnicity of Enrolled Children FY 2021-2022

In looking at the demographics of the children enrolled in the City of Albuquerque Early Head Start program, 55% were male and 45% were female.

Additionally among the group, 71% were white, 7% identified as African American, 3% American Indian, 1% Asian /Pacific Islander and 18% identified as Bi-Racial.

A total of 81% of children were of Hispanic ethnicity with 77% of children having a primary language of English, 19% Spanish and 4% other primary languages.



Eligibility Categories

Eligibility Category	Percentage of Total Number of Children and Pregnant Women
Income Below 100% of Federal Poverty Line	57%
Public Assistance (TANF/SSI)	8%
Children in Foster Care	4%
Children Impacted by Homelessness	4%
Families Over Income Guidelines	27%
Children with IFSP's	35%



Types of Family Support Services Received FY2021-2022

Types of Family Services	Number of Families that Received the Following Services During the Program Year
Emergency Crisis Intervention (Food, Clothing or Shelter)	1
Housing Assistance (Subsidies, Utilities, Repairs etc.)	0
Mental Health Services	0
English as a Second Language (ESL) Training	1
Adult Education (GED Programs and College Selection)	0
Job Training	0
Substance Abuse Prevention	0
Substance Abuse Treatment	0
Child Abuse and Neglect Services	0
Domestic Violence Services	0
Child Support Assistance	0
Health Education	13
Assistance to Families of Incarcerated Individuals	0
Parenting Education	80
Relationship/Marriage Education	0
Asset Building Services (Financial Education and Debt Counseling)	0
The Total # of Families Receiving At Least (1) Service	80



Engaging Families and the Community

Parents Family and Community Engagement is essential for a child's long-term success, as a result, the COA supports family partnerships and promotes community collaborations. The COA Early Head Start program provided a number of opportunities for families to engage in the program to include the offerings of bi-weekly socializations, monthly virtual family meetings, organized program activities and events at the center level, training and educational sessions, parent committees, Policy Council and the Governing Board. The Governing Board meetings are met through City Council meetings and Policy Council meetings are held monthly. Both Governing Board (City Council) and Policy Council meetings are advertised on Cabq.gov with meeting that comply with the Open meetings Act.



The City of Albuquerque Child Outcomes by Age Group for Program Year 2021-2022:

Child outcomes data informs the COA on how the children receiving our services compare to a set of national averages for that child's age. Our measurable Goals and Objectives for Development and Learning are based upon The Head Start Early Learning Outcomes Framework, Teaching Strategies GOLD Assessment and the Creative Curriculum. In conjunction, they aforementioned effectively align with the New Mexico Early Learning Guidelines.

Teaching Strategies GOLD measures child development in six learning areas which are Physical, Social-Emotional, Language, Cognitive, Literacy and Mathematics. Early Head Start children are observed by our Teachers and rated on the six different learning and development domains. The ratings on each of domains informs our educators of the individualized strengths and areas of growth of each child and is consequently used to focus instructional learning and supports on developing skills to support kindergarten readiness.

Measuring child outcomes also informs teachers, families and the program on each child's progress as well as the overall learning environment. The graph on the next page displays the percentages of children enrolled in the COA's Early Head Start program who met or exceeded the widely held expectation for their age. Each program year the ongoing assessment and monitoring begins by assessing each child to establish a Fall Baseline. After we determine the children's baseline data, we re-asses at the Winter and Spring Checkpoints to identify growth and areas needing additional support. The data is used to inform Leadership, Educators and Families on the greatest instructional Support needs we will address through our collaborative efforts.

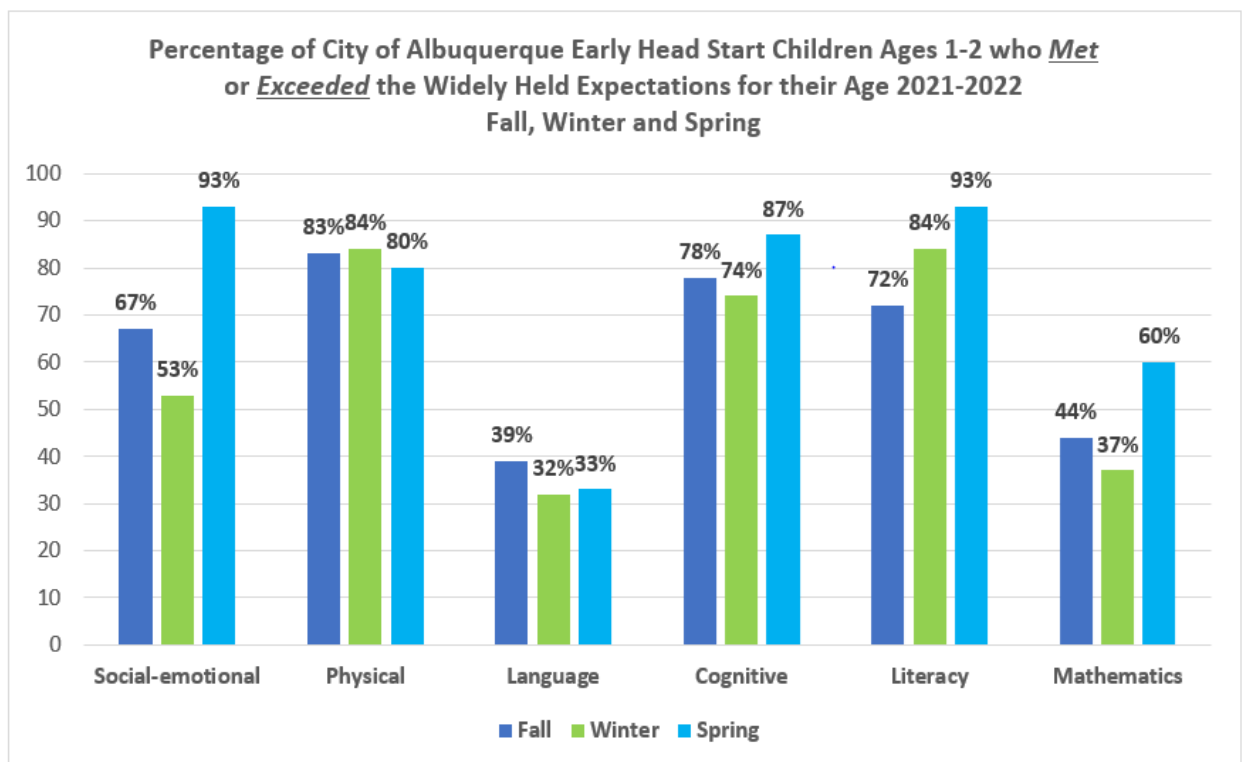
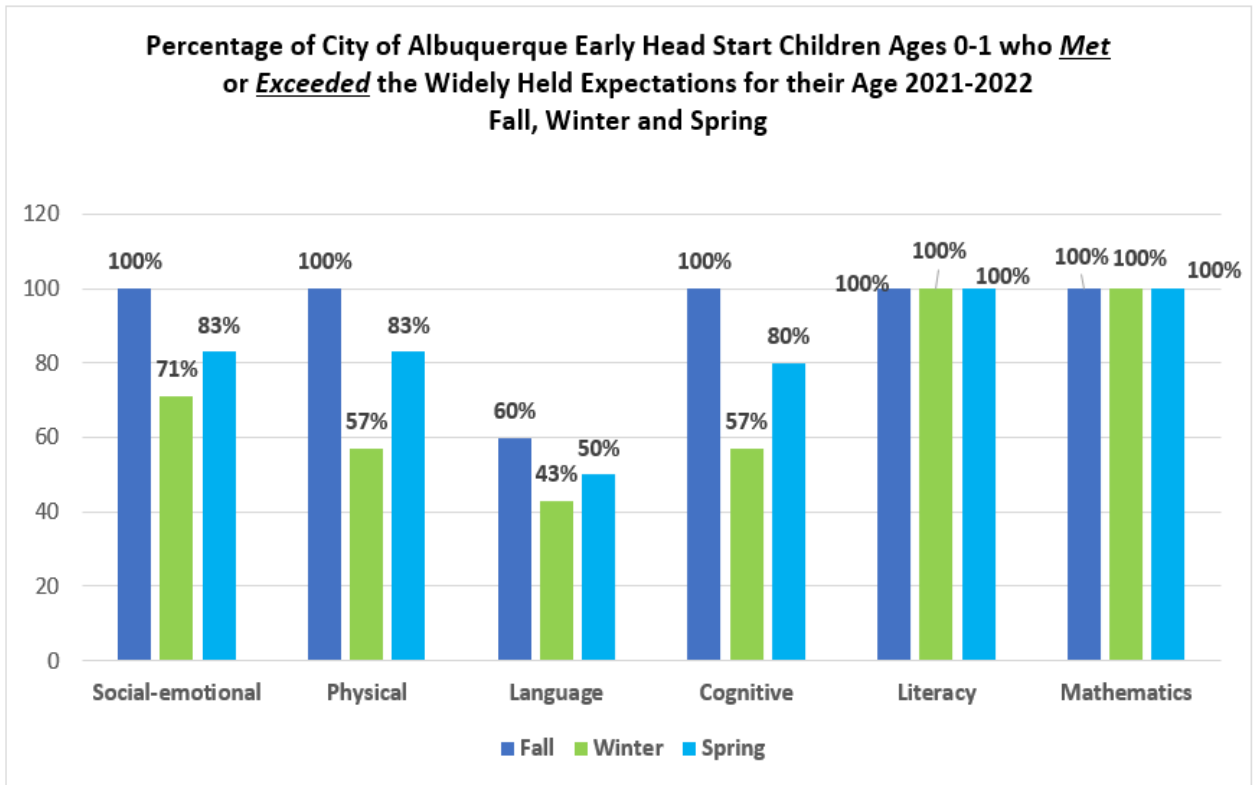


Data Trends Identified in FY 2021-2022

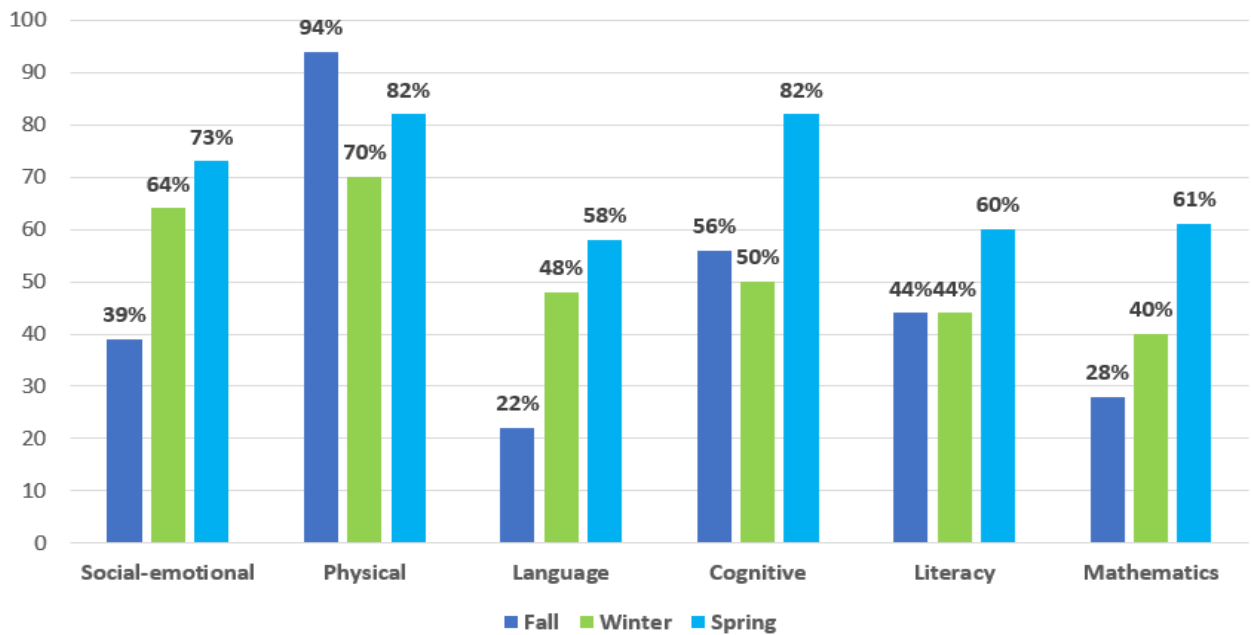
The 0-1 Year Olds scored 100 percent on all Literacy and Mathematics for all three checkpoints over the PY 2021-2022. The infants' baseline was 100% in five domains, with language being the exception.

The 1-2 Year Olds scored highest in Social-Emotional and Literacy with final Spring checkpoint scores ending at 93%. The 1-2 year olds' greatest area of progressive growth from the Fall Baseline to the Spring Checkpoint was in Literacy.

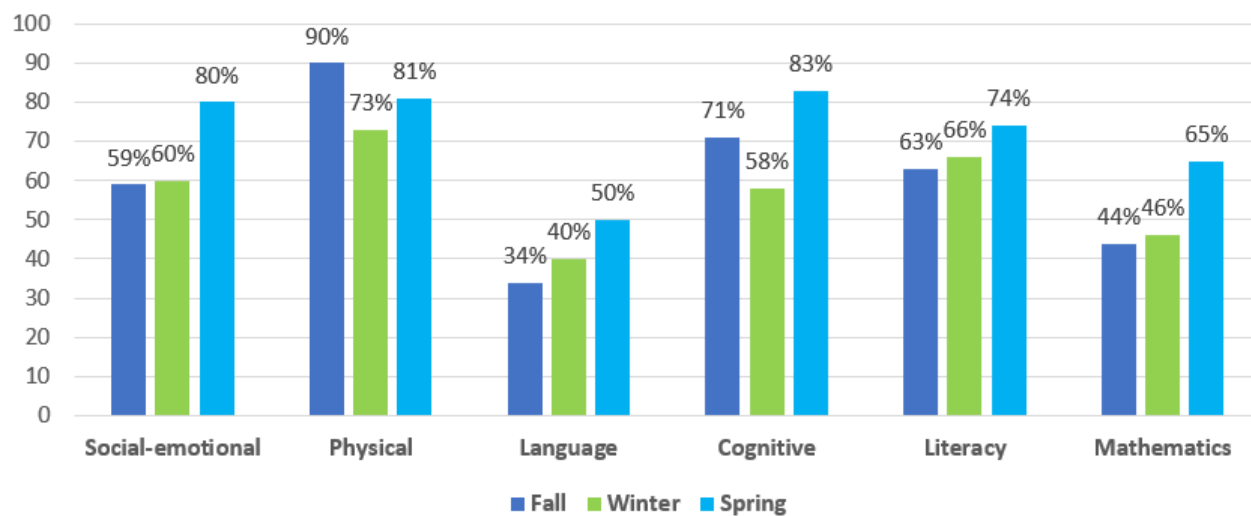
The 2-3 year Olds scored highest in Physical in the Fall Baseline with 94% and 84% respectively. The 2-3 year olds' greatest area of growth was in the Cognitive domain in the final Spring Checkpoint.



**Percentage of City of Albuquerque Early Head Start Children Ages 2-3 who Met or Exceeded the Widely Held Expectations for their Age 2021-2022
Fall, Winter and Spring**



**Total Percentage of City of Albuquerque Early Head Start Children Who Met or Exceeded the Widely Held Expectations Across All Ages for PY 2021-2022
Fall, Winter & Spring**



Theories/Analysis of Data

- ✓ Child enrollment varied between the Fall, Winter and Spring checkpoints which had a direct impact on the inconsistencies among the sample size and the sample population. Consequently, resulting in skewed data.
- ✓ As children age and move from one age group to the next , the typical results are an increase in skill acquisition

Health and Wellness

Access to health care is an ongoing issue for many families and lack of health care resources can negatively impact a child’s development. The COA has assisted most families in obtaining both the medical and dental homes necessary to receive quality care on a consistent basis. It is equally important for children to receive appropriate dental care as they grow.

The health statistics presented in this report are based on the Early Head Start data collected from the ChildPlus Database and data obtained from the 2021-2022 PIRR.

As reflected below, 93% of children in Early Head Start have a medical home and 72% have a dental home. In addition, 98% of children of the children enrolled in the COA Early Head Start program have health insurance and 93% of children had all required immunizations. Only 25% of the children have Dental Exams and the low % is contributed to not all children being age eligible for exams and children who were, parents did not seek oral health preventive care during the COVID-19 pandemic.



Desired Health Outcomes	Percentage
Children with Health Insurance	98%
Children with an Ongoing Source of Continuous, Accessible Health Care (Medical Home)	93%
Children with a Well Child Check	57%
Children with Continuous, Accessible Dental Care Provided by a Dentist (Dental Home)	72%
Children with a Dental Exam	25%
Children up to Date on All Immunizations	93%
Pregnant Women with At Least One Type of Health Insurance	100%

Funding Sources

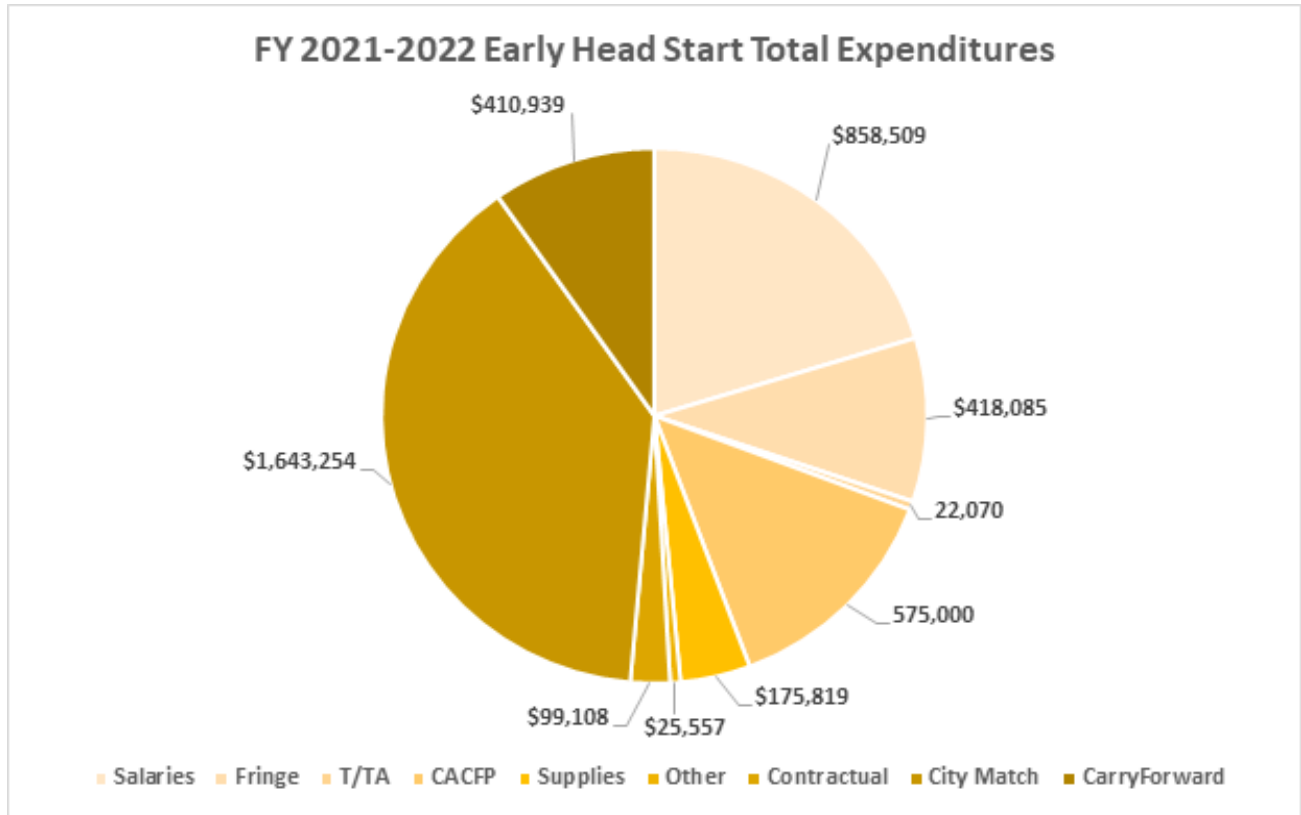
While The COA Early Head Start relies primarily on the Federal Early Head Start Grant, other funding sources do provide additional and necessary support to the program. During FY 2021-2022, The COA Early Head Start received funds from Federal sources and City General Funds as reflected in the associated table.

Funding Source	Award Amount
Early Head Start Grant	\$2,012,979
City Match Non-Federal Share	\$503,245
T & TA Funds	\$44,906
ARP Funds	\$153,152
COLA & QI Funds	\$55,579
General Funds	\$4,942,468

Expenditures and Total Budget

Financial data is presented monthly at Policy Council meetings by the Chief Financial Officer and quarterly to the Governing Body (City Council).

The following pie chart reflects the break-down of Early Head Start expenditures. The total for Early Head Start in 2022 was \$4,228,341 (Federal, T/TA, Non-Federal, Supplemental Funds and General Funds).



The City of Albuquerque Governing Body and the Policy Council receives monthly expense reports to promote transparency and to ensure both bodies are equipped to advise and make informed fiscal decisions and recommendations that support operational needs, program growth, financial strength and use of funds.

Single Audit Findings

A Single Audit was conducted FY2021-2022 with the outcome being zero findings for the Early Head Start Federal Grant.

Staff Education and Qualifications

The Head Start Performance Standards require that all Early Head Start Teachers nationwide meet minimum qualifications in child development, early childhood education or equivalent coursework. The following table depicts the Early Head Start Teacher education or credentials for the City of Albuquerque from July 2021– June 2022.

100% of COA Early Head Start Teachers met or exceeded the education requirement as dictated by OHS. 63% with the CDA or it's equivalent, the NMCDC, 29% hold an AA/AS degree while 8% hold a BA/BS degree.

100% of The City of Albuquerque's Home Visitors hold the minimum of a CDA with the Home-Visitor Endorsement

% of EHS Staff with an Approved Degree or Credential	City of Albuquerque EHS Teacher 2021-2022	City of Albuquerque EHS Home Visitor 2021-2022
NMCDC/CDA	63%	100%
Associate's Degree	29%	N/A
Bachelor's Degree	8%	N/A
Graduate Degree	N/A	N/A
Unrelated Degree	N/A	N/A

City of Albuquerque Early Head Start Locations

Center Name	Address	Phone
La Mesa Early Head Start	7500 Copper NE 87108	505-256-2063
Macarthur Early Head Start	1100 Douglas MacArthur NW 87107	505-761-4023
Plaza Feliz Early Head Start	517 San Pablo SE Bldg. K 87108	505-255-0201
School on Wheels Early Head Start	129 Hartline SW 87105	505-764-3297
Singing Arrow Early Head Start	13001 Singing Arrow SE 87123	505-291-6230
Trumbull Early Head Start	419 Pennsylvania SE 87109	505-256-2045
Western Trail Early Head Start	6440 Western Trail NW 87120	505-831-0302

Contact Information

Dr. Dawnita Blackmon-Mosely, Executive Director	dblackmonmosely@cabq.gov	505-767-6500
VACANT, EHS Program Director		505-767-6516
Monica Watrin, ERSEA Specialist	mwatrin@cabq.gov	505-767-6512
Marie Llamas, Child Development Education Program Specialist	mllamas@cabq.gov	505-767-6535
Daphne Dubriel, Parent, Family Community Engagement Specialist	ddubriel@cabq.gov	505-767-6586
Allison Schacht, Data Specialist	aschacht@cabq.gov	505-767-6508
Michele Brown, Office Assistant	mbrown@cabq.gov	505-767-6510
Connie Lopez, Child Mental Health & Disabilities Program Coordinator	cnlopez @cabq.gov	505-767-6511
Katrina Williams, Child Health, Nutrition & Safety Program Coordinator	kywilliams@cabq.gov	505-767-6519

